



Quick Guide BIIIE Logo

December, 2025

The BIIE logo is available in colour, in black or in white and in different file formats, suitable for print or screen applications.

Print

- CMYK
- Logo Eps (vector-file)
Transparent background
- Logo Pdf (vector-file)
Transparent background

Screen

- RGB
- Logo Eps (vector-file)
- Logos PNG (pixel file)
Transparent background
- Logos JPG (pixel file)
White background

Logo versions

There are 3 different BIIE logo versions available:



- BIIE Logo
- BIIE Logo with Descriptor
- BIIE Icon

The **BIIE Logo** is the standard logo to be used. In cases where the logo is not used in direct connection with the institute, e.g. when BIIE acts as a sponsor or partner, the **Logo with Descriptor** can be used to clarify the abbreviation BIIE. The **BIIE Icon** is used eg. as a social media profile icon.

Exclusions

The logo is not allowed to be modified. Colouring, distorting, tracing or changing is prohibited. Only the original files are used for all reproductions.


BIIE Logo



BIIE Logo with Descriptor



BIIE Icon





Protection zone and minimum distance


The logo is surrounded by a protected zone. Within this zone the logo may not be disturbed by any elements (graphics, text, pictures). The protection zone is defined by the minimum distance "X".

Application on pictures

The logo can be used on images. The legibility of the logo must be ensured: The background is calm and carries little detail. The protection zone should also be observed when using it on pictures.



Protection zone



Protection zone



Contact

For further enquiries:

info@immune.engineering